

TERM1 2017 NEWSLETTER




A newsletter brought to you by ASET NSW once a term.

VOL. 1, ISSUE 1

Welcome to New Committee 2017 Members



Cathryn Tripolone
Chairperson &
Webmaster




Margaret Croucher
Vice Chairperson
Public Officer




Julie Ryan
Secretary &
Minutes Secretary




Wendy Cottee
Treasurer



Tracey King
Vice Treasurer



Annett Stanley
Membership



Miranda Ford
Committee
member

The New Committee Members



At this AGM we held elections for the 2016-2017 ASET Committee, instituting the second half of the "Transitional Rules" that were in place at the 2015 AGM. These required the Committee members of Margaret Croucher, Catherine Mullen and Julie Wells to stand down.

There was one nomination received before the meeting from Miranda Ford from Oxley College Burradoo which was unanimously accepted by the members in attendance.

After some encouragement we eventually had nominations from the floor of the meeting.

Julie Ryan (St Patrick's Catholic College, Sutherland) and Christine Matthes (Sydney Grammar School) and a renomination from Margaret Croucher (LaSalle Catholic College, Bankstown).

All nominations were unanimously accepted by the members in attendance.

I would like to congratulate them and thank them for volunteering their time.

The roles of the Committee were decided at the Committee meeting held in December and are as follows;

The elected 2016-2017 Committee:

Cathy Tripolone (Catholic Sector) Chairperson

Margaret Croucher (Catholic Sector) Vice Chairperson

Julie Ryan (Catholic Sector) Secretary & Minutes secretary

Wendy Cottee (Independent Sector) Treasurer

Tracey King (Department of Education sector) Vice Treasurer

Annette Stanley (Independent Sector) Membership

The New Website



It has been a fast & continuing learning curve getting the new website up & running. It has slowly been coming together.

You should have received a welcoming letter informing you of the new website and how to log on.

The website allows for it to be used on multiple types of devices & allows more & easier to access information about events, news & galleries. And in the future allow online bookings & payments.

Please make sure you log on to read any news & updates & to look at your membership details & make sure they are correct & up to date.

Tip of the month



Beakers showing the different pH colours & could be great for Open days.

1. 800ml beaker 600ml water + universal indicator -green
2. 600ml beaker with 2 drops of 1M HCl
3. 600ml beaker with 2 drops of 1M HCl
4. 400ml beaker with 2 drops of 1M HCl
5. 400ml beaker with 5drops of 1M NaOH
6. 250ml beaker with 2 drops of 1M NaOH
7. 250ml beaker with 5ml buffer 7

Pour;

- 500ml from beaker 1 into beaker 2 turns- pink-orange-lime
- 400ml from 2 into 3 orange-yellow
- 300ml from 3 into 4 pink-red
- 200ml from 4 into 5 purple-blue
- 100ml from 5 into 6 purple
- 50ml from 6 into 7 green
- You can then pour all of 7 into 6 into 5 into 4 into 3 into 2 into 1 neutralising all and turning all back to green as you go.

Tracey King
Laboratory Technician
Castle Hill High School